

# First, unpack your new router.



- 1 The quick start guide
- 2 The safety information
- 3 2 external antennae
- 4 Your Huawei LTE Router
- 5 1 12vDC power supply cord
- 6 1 LAN cable

# Don't forget the SIM card.

Remove the SIM card from its holder and insert your SIM into the SIM socket.




1

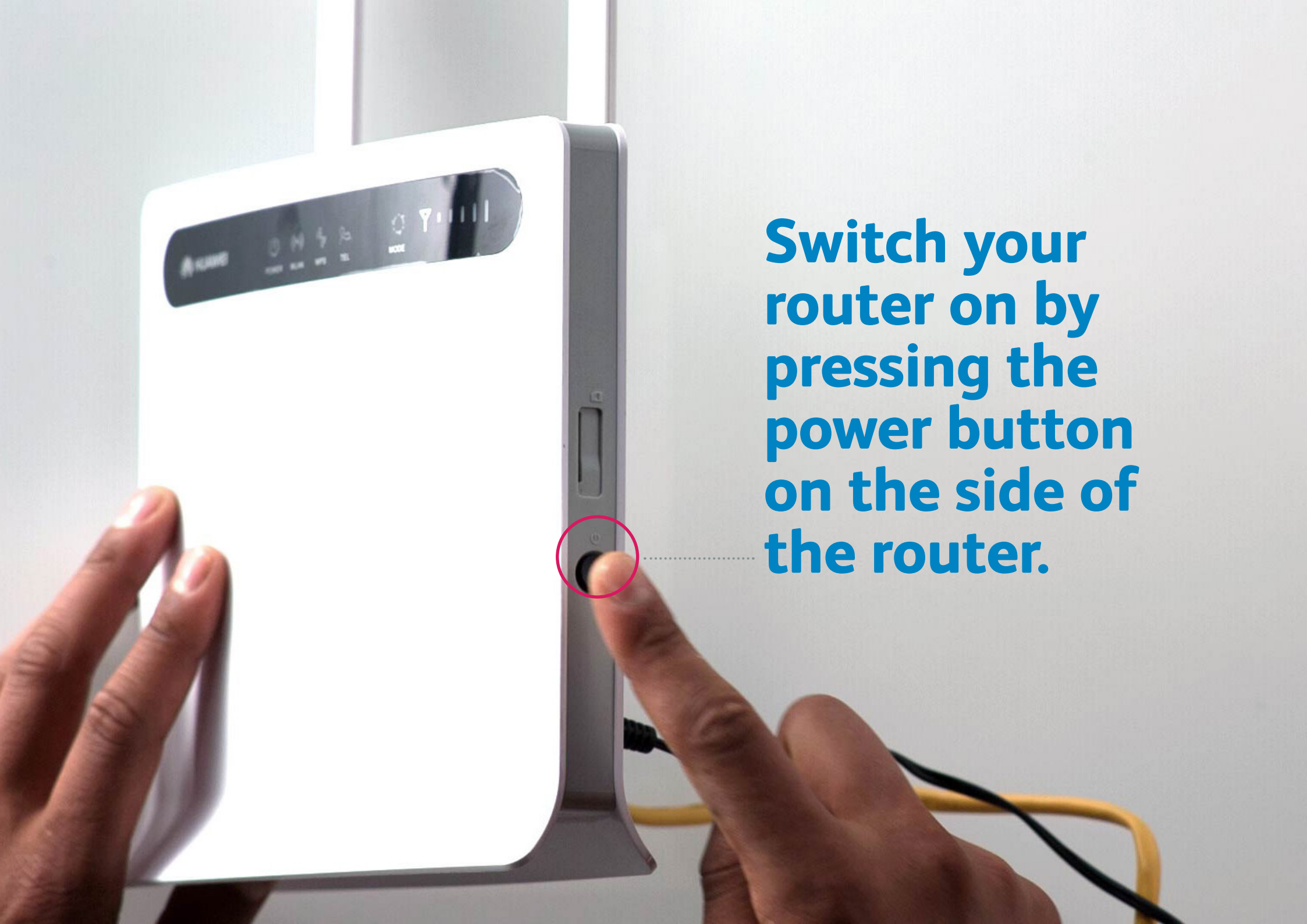


# Let's get started.

- 1 Connect the power supply into the router and into a power socket.
- 2 Screw the 2 external antennae into the back of your router.
- 3 The label on the back of the router has important information that you will need to take note of.
- 4 Plug the yellow LAN cable into a port and the cable into the LAN port on your computer.







**Switch your router on by pressing the power button on the side of the router.**

# Ready to go.

**1** When the power light is blue you are ready to install the software.

**2** The Wi-Fi light will be blue if Wi-Fi is enabled and can flash as data is transferred.

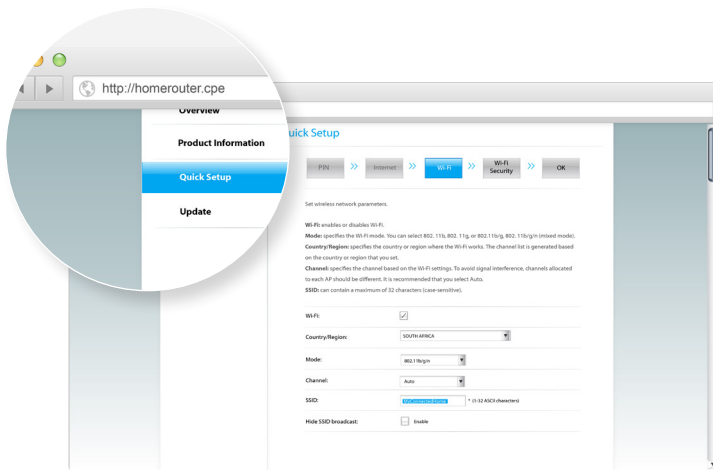
**3** The strength bar shows how strong the signal is.



# Configuring your router.

1

Open your internet browser and go to <http://homerouter.cpe>



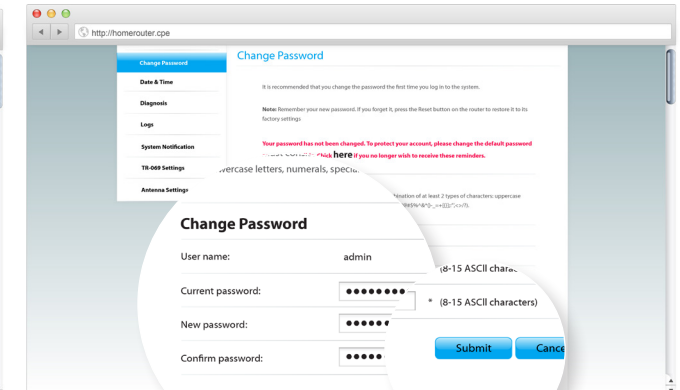
2

Type in admin for both the username and password and **click login** to continue.



3

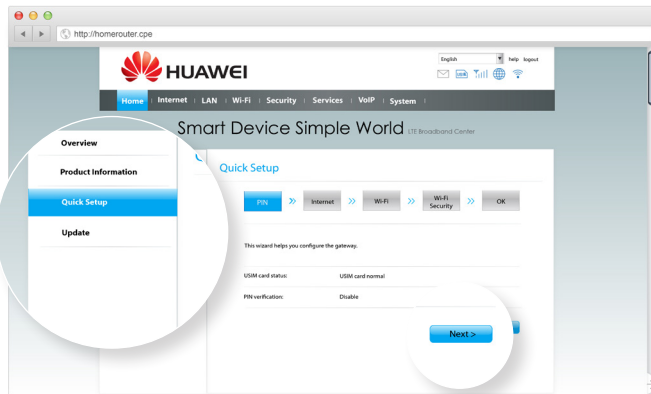
Change the admin password of your router to your preferred password and click **Submit**.



# Almost there...

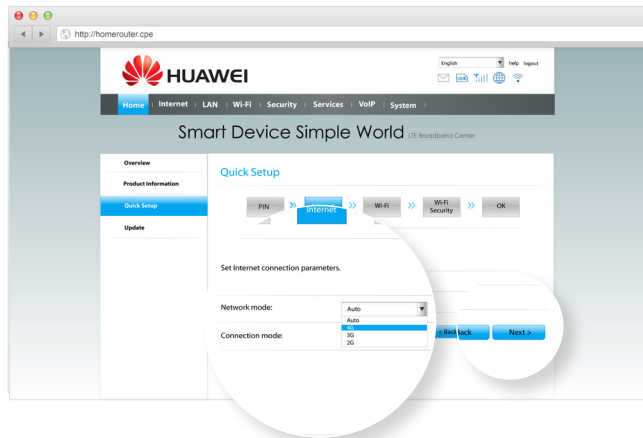
4

Go to the Home tab and choose **Quick Setup** from the left navigation menu, and click **Next**.



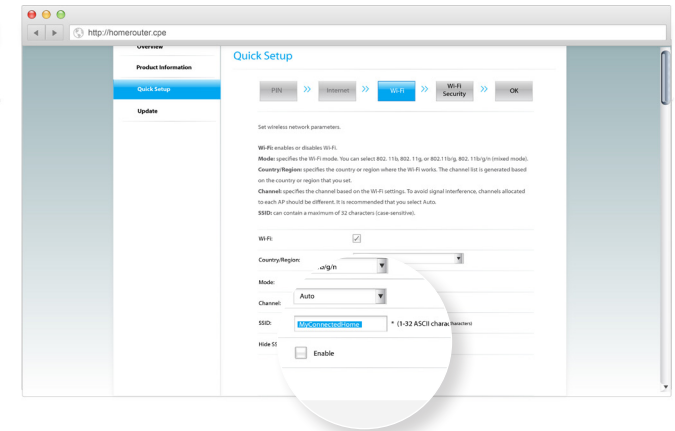
5

Change the network mode to **LTE/4G** in the dropdown and click **Next**.



6

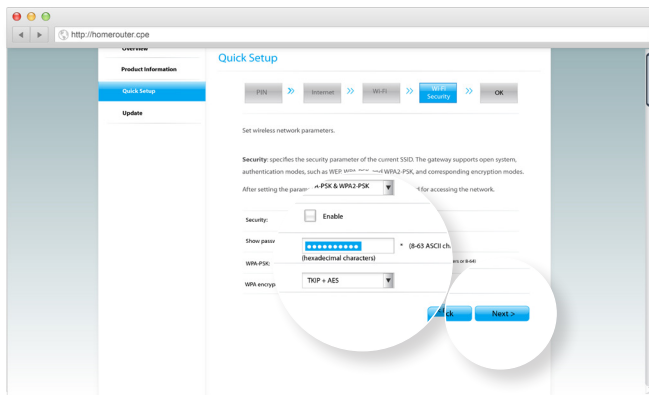
In the Wi-Fi tab change the Wi-Fi SSID to your preferred Wi-Fi name. Click **Next**.



# Last few steps.

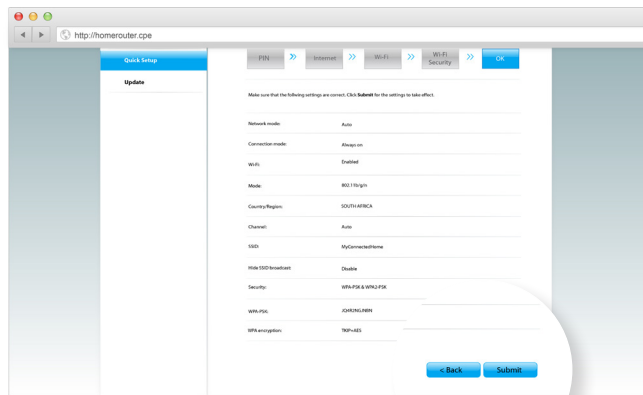
7

In the last tab, Wi-Fi Security, change the Wi-Fi key (WPA-PSK) to your preferred password and **click Next** to complete your LTE Router setup.




8

Review your information and click Submit. Close your internet browser.

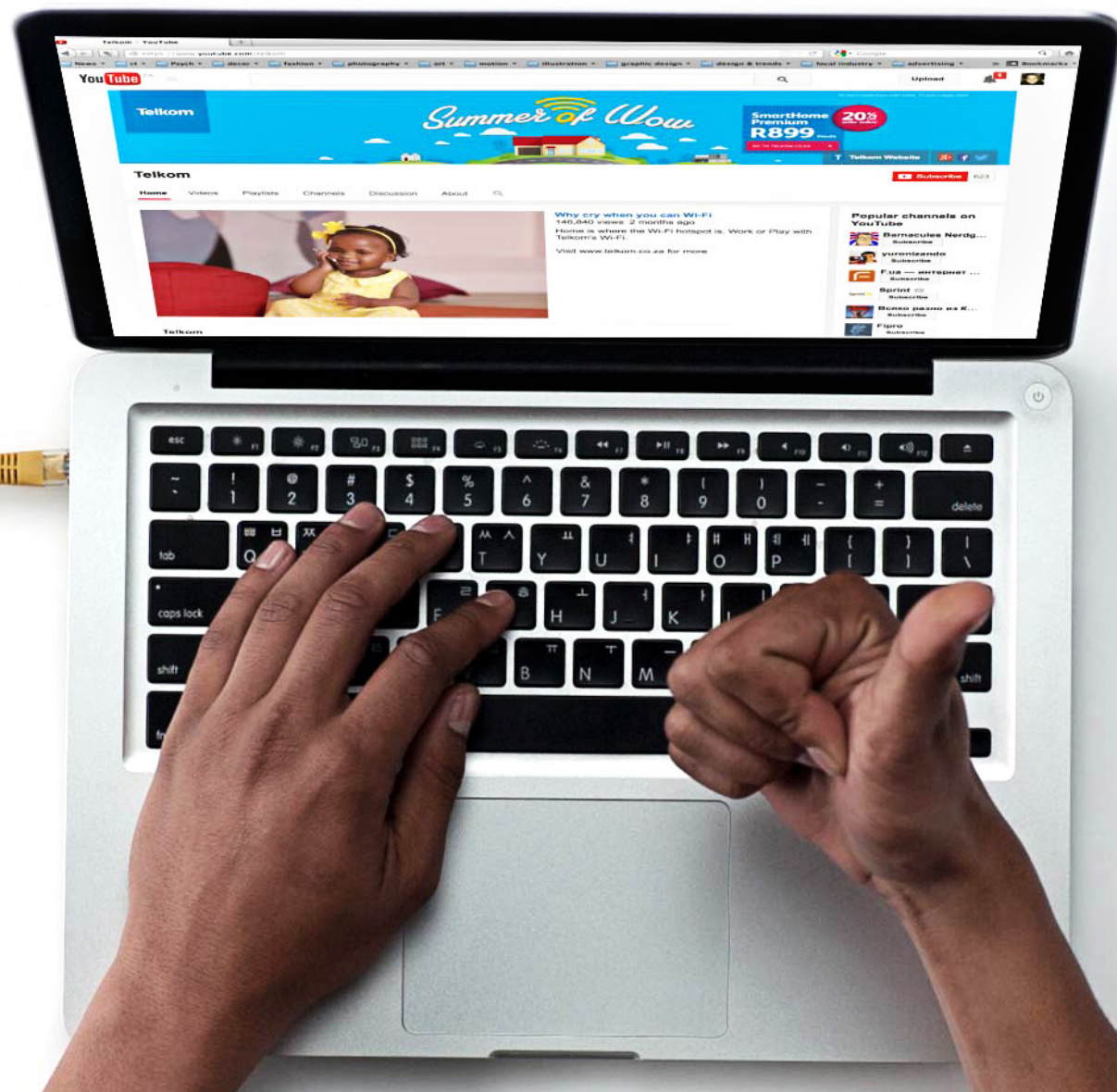


9

**Router setup is now complete.** Test your internet connection by going to [www.youtube.com/telkom](https://www.youtube.com/telkom)







And just like  
that you are  
connected.

[www.e-TechShop.com](http://www.e-TechShop.com)